

Foundational
Script

Aa

a b c d e f g h i

j k l m n o p q

r s t u v w x y z

0 1 2 3 4 5 6 7 8 9

A B C D E F G H

I J K L M N

O P Q R S T

U V W X Y Z

- @ ! ? : ; ...



Foundational
Script

Aa


a b c d e f g h i

j k l m n o p q

r s t u v w x y z

0 1 2 3 4 5 6 7 8 9

A B C D E F G H



I J K L M N

O P Q R S T

U V W X Y Z

- @ ! ? : ; ...

The Foundational Hand *fig. 1*

abcdefghijklmnopqrstuvwxyz

Three essentials of form
 ① Angle of thin stroke of each letter shd. be constant at about 30 degrees to the horizontal writing line

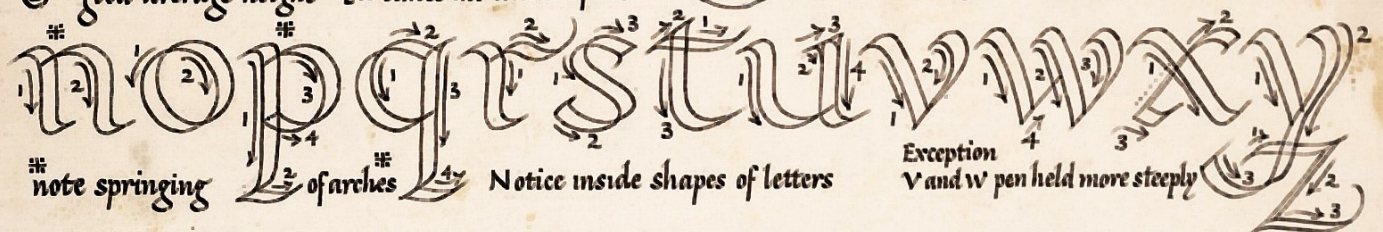
② whole alphabet is based on a circle



③ good average height $4\frac{1}{2}$ times the width of nib

"i" has foot

"l" and "t" have round limb



note springing of arches Notice inside shapes of letters Exception v and w pen held more steeply

ABCDEFGHIJKLMNNOQRSTUVWXYZ

fig a
 ear

here the pen is held with the thin stroke horizontal giving a beautiful writing but remote from present day use.

fig b
 ear

here the pen is held with the thin stroke at 30 degrees giving good form - greater speed in writing and more legibility. It is nearer to the printed Roman that our eye is used to.

fig c
 earth

here the pen is held too steeply giving heavy shoulders & feet. This is to be avoided as ugly

Fig. 3

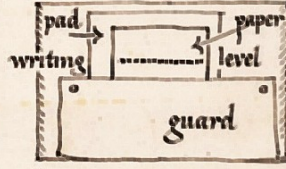


Fig. 2





Fig. 4



A B C D E

F G H I J

K L M N

O P Q R

S T U V

W X Y Z

a b c d e f g

h i j k l m n

o p q r s t u

v w x y z

1 2 3 4 5

6 7 8 9 0